

<STAFF SYSTEM BANNER>

Please enter your username and password:

username

password

Help

<BANNER>

Main Menu

Manual student login

New organization

Update contact info

Semester Reports

Staff user system

LOG OUT

Report a
Problem

Help

<BANNER>

Manual Student Login/Log out

Search by:

ID #

Name:

Search

Organization:

Create New Greek Record


Retrieve Log

Thank You. A new record has been created.

Open Greek Database

Thank you. Your record has been added.

[Return to Main Menu](#)



Greek Database

(* At this time, let's not allow for manual entry, but let students use the paper logs for that. It will be one less thing to develop, test, etc. It will also keep library staff out of challenges with regards to accuracy and honesty. *)

Please enter ID


Please enter date

Please enter time in

Please enter time out

OK

Your record has been added to the Greek Database.




[Return to](#)

[Main Menu](#)

<BANNER>

Bug Reporting Form

You have successfully emailed your report



[Send report to Contact](#)

<BANNER>

Semester Reporting System

SOME

ALL



Main Menu

Return to

